

## CDC Permit to Bring-In & Permit to Bring-Out System Migration

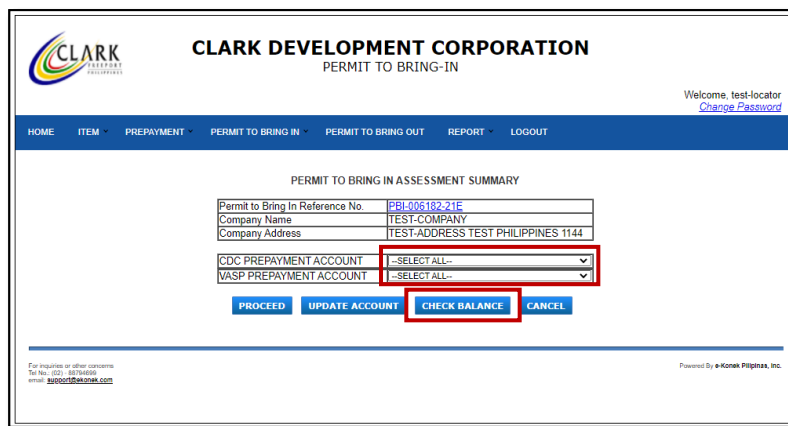
Date of Enhancement Activity: 05 July 2021

The following enhancements in the Clark Development Corporation (CDC) Permit to Bring-in & Permit to Bring-Out System have been successfully implemented:

### 1. CDC Permit to Bring-In System

#### A. Added Check Balance Button

- Check balance button is used to enable user to check and view the current balance of their account in the VASP Prepayment Account.



CLARK DEVELOPMENT CORPORATION  
PERMIT TO BRING-IN

Welcome, test-locator  
[Change Password](#)

HOME ITEM PREPAYMENT PERMIT TO BRING IN PERMIT TO BRING OUT REPORT LOGOUT

PERMIT TO BRING IN ASSESSMENT SUMMARY

Permit to Bring In Reference No.	PBI-006182-21E
Company Name	TEST-COMPANY
Company Address	TEST-ADDRESS TEST PHILIPPINES 1144
CDC PREPAYMENT ACCOUNT	--SELECT ALL--
VASP PREPAYMENT ACCOUNT	--SELECT ALL--

PROCEED UPDATE ACCOUNT **CHECK BALANCE** CANCEL

For inquiries or other concerns  
Tel No: (02) 88794999  
email: [support@ekonek.com](mailto:support@ekonek.com)

Powered By e-Konek Pilipinas, Inc.

**Note:** VASP Prepayment Account should be selected first, before clicking the CHECK BALANCE button.

#### B. Add Update Account button

- Update Account button enables user to update the client's account in VASP Prepayment drop down.



CLARK DEVELOPMENT CORPORATION  
PERMIT TO BRING-IN

Welcome, test-locator  
[Change Password](#)

HOME ITEM PREPAYMENT PERMIT TO BRING IN PERMIT TO BRING OUT REPORT LOGOUT

PERMIT TO BRING IN ASSESSMENT SUMMARY

Permit to Bring In Reference No.	PBI-006182-21E
Company Name	TEST-COMPANY
Company Address	TEST-ADDRESS TEST PHILIPPINES 1144
CDC PREPAYMENT ACCOUNT	--SELECT ALL--
VASP PREPAYMENT ACCOUNT	--SELECT ALL--

PROCEED **UPDATE ACCOUNT** CHECK BALANCE CANCEL

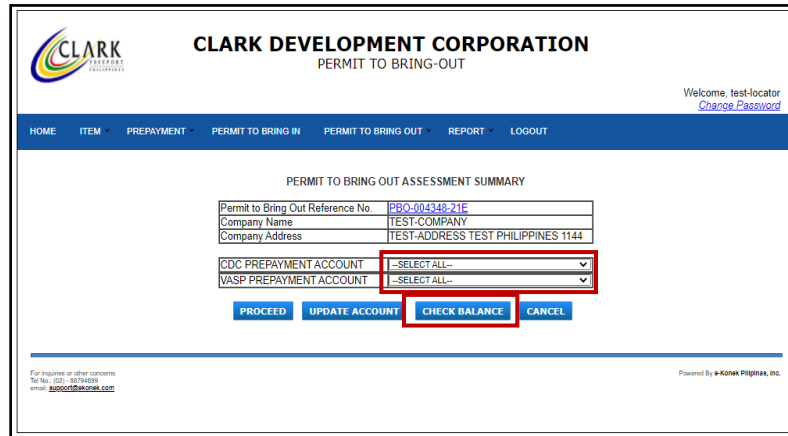
For inquiries or other concerns  
Tel No: (02) 88794999  
email: [support@ekonek.com](mailto:support@ekonek.com)

Powered By e-Konek Pilipinas, Inc.

## 2. CDC Permit to Bring-Out System

### A. Added Check Balance Button

- Check balance button is used to enable user to check and view the current balance of their account in the VASP Prepayment Account.



**CLARK DEVELOPMENT CORPORATION**  
PERMIT TO BRING-OUT

Welcome, test-locator  
[Change Password](#)

HOME ITEM PREPAYMENT PERMIT TO BRING IN PERMIT TO BRING OUT REPORT LOGOUT

PERMIT TO BRING OUT ASSESSMENT SUMMARY

Permit to Bring Out Reference No.	PBO-004348-21E
Company Name	TEST-COMPANY
Company Address	TEST-ADDRESS TEST PHILIPPINES 1144
CDC PREPAYMENT ACCOUNT	--SELECT ALL--
VASP PREPAYMENT ACCOUNT	--SELECT ALL--

PROCEED UPDATE ACCOUNT **CHECK BALANCE** CANCEL

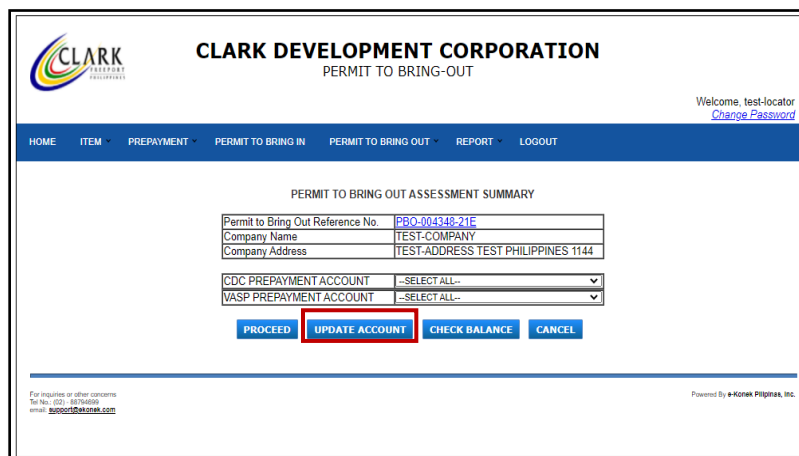
For inquiries or other concerns  
Tel No: (02) 88784699  
email: [support@ekonek.com](mailto:support@ekonek.com)

Powered By e-Konek Pilipinas, Inc.

**Note:** VASP Prepayment Account should be selected first, before clicking the CHECK BALANCE button.

### B. Add Update Account button

- Update Account button enables user to update the client's account in VASP Prepayment drop down.



**CLARK DEVELOPMENT CORPORATION**  
PERMIT TO BRING-OUT

Welcome, test-locator  
[Change Password](#)

HOME ITEM PREPAYMENT PERMIT TO BRING IN PERMIT TO BRING OUT REPORT LOGOUT

PERMIT TO BRING OUT ASSESSMENT SUMMARY

Permit to Bring Out Reference No.	PBO-004348-21E
Company Name	TEST-COMPANY
Company Address	TEST-ADDRESS TEST PHILIPPINES 1144
CDC PREPAYMENT ACCOUNT	--SELECT ALL--
VASP PREPAYMENT ACCOUNT	--SELECT ALL--

PROCEED **UPDATE ACCOUNT** CHECK BALANCE CANCEL

For inquiries or other concerns  
Tel No: (02) 88784699  
email: [support@ekonek.com](mailto:support@ekonek.com)

Powered By e-Konek Pilipinas, Inc.